

ACKERMANS / EUR

Aandeel

Bron : VisionEXPERT / Symbol : ACKB / Land : Belgium / Markt : EuroNext Brussels / Datum : 18/03/2016 / Koers : 120.45 EUR



Returns in %	1wk.	2wk.	1m.	3m.	6m.	1/1	52wk.	2j.	3j.	5j.
Effect	+1.1%	+1.0%	+0.8%	-9.4%	-8.2%	-11.0%	+8.7%	+34.0%	+76.7%	+92.7%
Annual.	nvt	nvt	nvt	-32.7%	-15.8%	nvt	+8.7%	+15.7%	+20.9%	+14.0%
Koersen in EUR	1wk.	2wk.	1m.	3m.	6m.	1/1	52wk.	2j.	3j.	5j.
Slot	120.45	120.45	120.45	120.45	120.45	120.45	120.45	120.45	120.45	120.45
Hoogste	129.00	129.00	129.00	136.65	144.95	136.65	144.95	144.95	144.95	144.95
Top	16 mrt	16 mrt	16 mrt	31 dec	12 nov	1 jan	12 nov	12 nov	12 nov	12 nov
Laagste	118.25	116.35	116.35	106.60	106.60	106.60	106.50	85.50	62.10	45.37
Bodem	11 mrt	8 mrt	8 mrt	9 feb	9 feb	9 feb	26 mrt	16 okt	24 jun	5 aug

AGEAS / EUR

Aandeel

Bron : VisionEXPERT / Symbol : AGS / Land : Belgium / Markt : EuroNext Brussels / Datum : 18/03/2016 / Koers : 35.60 EUR



Returns in %	1wk.	2wk.	1m.	3m.	6m.	1/1	52wk.	2j.	3j.	5j.
Effect	-2.3%	+1.5%	+3.7%	-16.6%	-3.2%	-16.8%	+7.3%	+12.6%	+34.5%	+73.7%
Annual.	nvt	nvt	nvt	-51.7%	-6.2%	nvt	+7.3%	+6.1%	+10.4%	+11.7%
Koersen in EUR	1wk.	2wk.	1m.	3m.	6m.	1/1	52wk.	2j.	3j.	5j.
Slot	35.60	35.60	35.60	35.60	35.60	35.60	35.60	35.60	35.60	35.60
Hoogste	37.78	37.78	37.78	43.25	43.25	43.04	43.25	43.25	43.25	43.25
Top	14 mrt	14 mrt	14 mrt	30 dec	30 dec	1 jan	30 dec	30 dec	30 dec	30 dec
Laagste	35.06	34.72	33.38	32.10	32.10	32.10	31.20	23.72	23.72	10.80
Bodem	17 mrt	4 mrt	24 feb	17 feb	17 feb	17 feb	6 mei	16 okt	16 okt	23 nov

BEFIMMO / EUR

Aandeel

Bron : VisionEXPERT / Symbol : BEFB / Land : Belgium / Markt : EuroNext Brussels / Datum : 18/03/2016 / Koers : 56.25 EUR

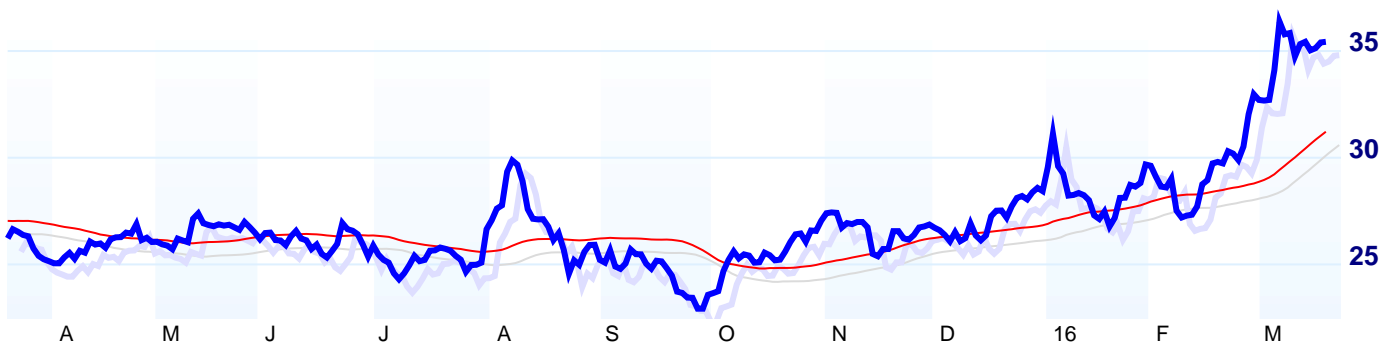


Returns in %	1wk.	2wk.	1m.	3m.	6m.	1/1	52wk.	2j.	3j.	5j.
Effect	+4.3%	+3.6%	+9.9%	+4.2%	+2.0%	+2.3%	-11.9%	+8.0%	+17.0%	-7.4%
Annual.	nvt	nvt	nvt	+17.8%	+4.1%	nvt	-11.8%	+3.9%	+5.4%	-1.5%
Koersen in EUR	1wk.	2wk.	1m.	3m.	6m.	1/1	52wk.	2j.	3j.	5j.
Slot	56.25	56.25	56.25	56.25	56.25	56.25	56.25	56.25	56.25	56.25
Hoogste	56.25	56.25	56.25	56.75	60.91	56.75	66.80	70.24	70.24	70.24
Top	18 mrt	18 mrt	18 mrt	6 jan	30 okt	6 jan	10 apr	3 feb	3 feb	3 feb
Laagste	52.93	52.58	50.65	48.37	48.37	48.37	48.37	48.37	46.51	42.10
Bodem	11 mrt	9 mrt	18 feb	9 feb	9 feb	9 feb	9 feb	9 feb	18 mrt	18 mei

BEKAERT / EUR

Aandeel

Bron : VisionEXPERT / Symbol : BEKB / Land : Belgium / Markt : EuroNext Brussels / Datum : 18/03/2016 / Koers : 35.40 EUR

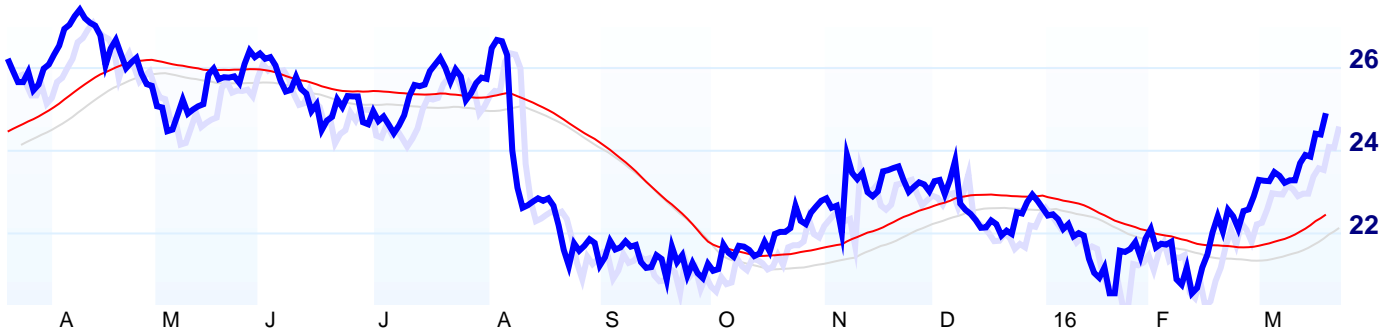


Returns in %	1wk.	2wk.	1m.	3m.	6m.	1/1	52wk.	2j.	3j.	5j.
Effect	+0.3%	+3.9%	+19.0%	+28.8%	+42.9%	+24.7%	+35.2%	+27.4%	+59.9%	-52.6%
Annual.	nvt	nvt	nvt	+176.2%	+104.6%	nvt	+35.1%	+12.9%	+16.9%	-13.8%
Koersen in EUR	1wk.	2wk.	1m.	3m.	6m.	1/1	52wk.	2j.	3j.	5j.
Slot	35.40	35.40	35.40	35.40	35.40	35.40	35.40	35.40	35.40	35.40
Hoogste	35.89	36.72	36.72	36.72	36.72	36.72	36.72	36.72	36.72	84.84
Top	18 mrt	8 mrt	8 mrt	8 mrt	8 mrt	8 mrt	8 mrt	8 mrt	8 mrt	2 mei
Laagste	34.74	32.50	29.31	26.56	22.58	26.56	22.58	21.90	21.12	17.21
Bodem	17 mrt	4 mrt	19 feb	20 jan	29 sep	20 jan	29 sep	16 okt	2 apr	14 jun

BPOST / EUR

Aandeel

Bron : VisionEXPERT / Symbol : BPOST / Land : Belgium / Markt : EuroNext Brussels / Datum : 18/03/2016 / Koers : 24.91 EUR



Returns in %	1wk.	2wk.	1m.	3m.	6m.	1/1	52wk.	2j.	3j.	5j.
Effect	+5.1%	+6.1%	+11.3%	+13.6%	+19.5%	+10.3%	-5.7%	+57.7%		
Annual.	nvt	nvt	nvt	+67.0%	+43.0%	nvt	-5.7%	+25.5%		
Koersen in EUR	1wk.	2wk.	1m.	3m.	6m.	1/1	52wk.	2j.	3j.	5j.
Slot	24.91	24.91	24.91	24.91	24.91	24.91	24.91	24.91		
Hoogste	24.91	24.91	24.91	24.91	24.91	24.91	27.65	27.65		
Top	18 mrt	18 mrt	18 mrt	18 mrt	18 mrt	18 mrt	10 apr	10 apr		
Laagste	23.25	22.69	21.87	20.32	20.32	20.32	20.02	15.41		
Bodem	11 mrt	8 mrt	19 feb	21 jan	21 jan	21 jan	24 aug	21 mrt		

COFINIMMO / EUR

Aandeel

Bron : VisionEXPERT / Symbol : COFB / Land : Belgium / Markt : EuroNext Brussels / Datum : 18/03/2016 / Koers : 107.50 EUR



Returns in %	1wk.	2wk.	1m.	3m.	6m.	1/1	52wk.	2j.	3j.	5j.
Effect	+2.4%	+4.8%	+9.7%	+10.3%	+16.0%	+9.2%	-0.5%	+24.3%	+16.5%	+8.9%
Annual.	nvt	nvt	nvt	+48.1%	+34.6%	nvt	-0.5%	+11.5%	+5.2%	+1.7%
Koersen in EUR	1wk.	2wk.	1m.	3m.	6m.	1/1	52wk.	2j.	3j.	5j.
Slot	107.50	107.50	107.50	107.50	107.50	107.50	107.50	107.50	107.50	107.50
Hoogste	107.95	107.95	107.95	107.95	107.95	107.95	114.50	114.50	114.50	114.50
Top	18 mrt	18 mrt	18 mrt	18 mrt	18 mrt	18 mrt	13 apr	13 apr	13 apr	13 apr
Laagste	103.85	100.65	97.11	91.51	91.51	91.51	90.10	84.63	81.37	81.37
Bodem	11 mrt	8 mrt	18 feb	21 jan	21 jan	21 jan	18 jun	26 mrt	25 jun	25 jun

COLRUYT / EUR

Aandeel

Bron : VisionEXPERT / Symbol : COLR / Land : Belgium / Markt : EuroNext Brussels / Datum : 18/03/2016 / Koers : 50.86 EUR



Returns in %	1wk.	2wk.	1m.	3m.	6m.	1/1	52wk.	2j.	3j.	5j.
Effect	+2.1%	+4.1%	+3.7%	+6.6%	+20.6%	+7.2%	+26.2%	+26.2%	+37.1%	+42.4%
Annual.	nvt	nvt	nvt	+29.5%	+45.5%	nvt	+26.1%	+12.3%	+11.1%	+7.3%
Koersen in EUR	1wk.	2wk.	1m.	3m.	6m.	1/1	52wk.	2j.	3j.	5j.
Slot	50.86	50.86	50.86	50.86	50.86	50.86	50.86	50.86	50.86	50.86
Hoogste	51.75	51.75	51.75	51.75	51.75	51.75	51.75	51.75	51.75	51.75
Top	17 mrt	17 mrt	17 mrt	17 mrt	17 mrt	17 mrt	17 mrt	17 mrt	17 mrt	17 mrt
Laagste	49.45	48.29	48.29	45.15	40.58	45.15	39.46	32.12	32.12	26.74
Bodem	11 mrt	8 mrt	8 mrt	21 jan	24 sep	21 jan	26 mrt	16 okt	16 okt	29 nov

D'IETEREN / EUR

Aandeel

Bron : VisionEXPERT / Symbol : DIE / Land : Belgium / Markt : EuroNext Brussels / Datum : 18/03/2016 / Koers : 37.99 EUR

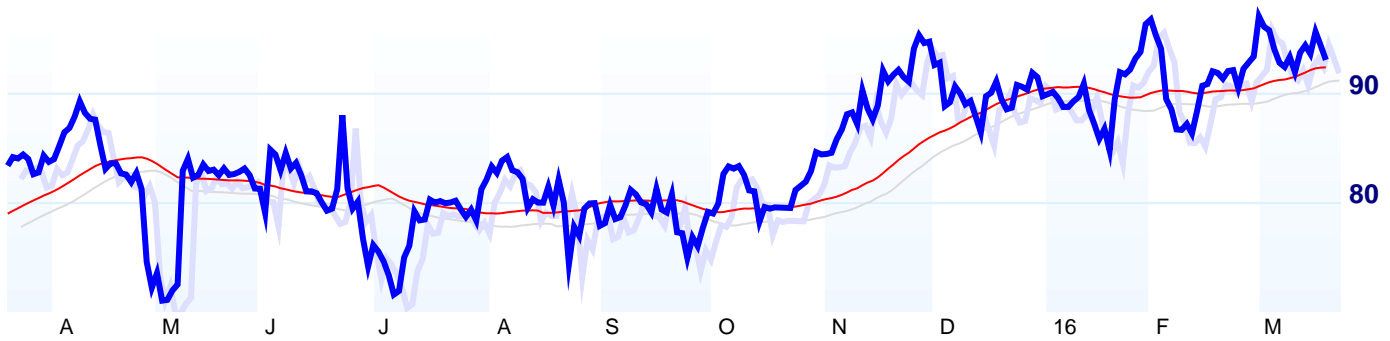


Returns in %	1wk.	2wk.	1m.	3m.	6m.	1/1	52wk.	2j.	3j.	5j.
Effect	+6.3%	+5.6%	+32.2%	+15.2%	+4.2%	+10.4%	+14.5%	+15.1%	+5.8%	-15.8%
Annual.	nvt	nvt	nvt	+76.1%	+8.7%	nvt	+14.5%	+7.3%	+1.9%	-3.4%
Koersen in EUR	1wk.	2wk.	1m.	3m.	6m.	1/1	52wk.	2j.	3j.	5j.
Slot	37.99	37.99	37.99	37.99	37.99	37.99	37.99	37.99	37.99	37.99
Hoogste	37.99	37.99	37.99	37.99	37.99	37.99	37.99	37.99	38.06	50.25
Top	18 mrt	18 mrt	18 mrt	18 mrt	18 mrt	18 mrt	18 mrt	18 mrt	22 aug	14 jun
Laagste	35.70	34.86	27.11	25.92	25.92	25.92	25.92	25.92	25.92	25.92
Bodem	11 mrt	4 mrt	19 feb	11 feb	11 feb	11 feb	11 feb	11 feb	11 feb	11 feb

DELHAIZE / EUR

Aandeel

Bron : VisionEXPERT / Symbol : DELB / Land : Belgium / Markt : EuroNext Brussels / Datum : 18/03/2016 / Koers : 93.14 EUR



Returns in %	1wk.	2wk.	1m.	3m.	6m.	1/1	52wk.	2j.	3j.	5j.
Effect	-0.7%	-1.0%	+1.3%	+4.1%	+17.8%	+3.7%	+11.1%	+87.6%	+123.4%	+64.3%
Annual.	nvt	nvt	nvt	+17.3%	+39.0%	nvt	+11.0%	+36.9%	+30.7%	+10.4%
Koersen in EUR	1wk.	2wk.	1m.	3m.	6m.	1/1	52wk.	2j.	3j.	5j.
Slot	93.14	93.14	93.14	93.14	93.14	93.14	93.14	93.14	93.14	93.14
Hoogste	95.95	96.42	98.25	98.25	98.25	98.25	98.25	98.25	98.25	98.25
Top	16 mrt	4 mrt	3 mrt	3 mrt	3 mrt	3 mrt	3 mrt	3 mrt	3 mrt	3 mrt
Laagste	92.92	91.70	89.88	83.88	74.19	83.88	69.69	47.86	39.69	25.59
Bodem	17 mrt	8 mrt	24 feb	20 jan	24 sep	20 jan	7 mei	6 aug	5 apr	13 jun

DELTA LLOYD / EUR

Aandeel

Bron : VisionEXPERT / Symbol : DL / Land : Netherlands / Markt : EuroNext Amsterdam / Datum : 18/03/2016 / Koers : 6.30 EUR

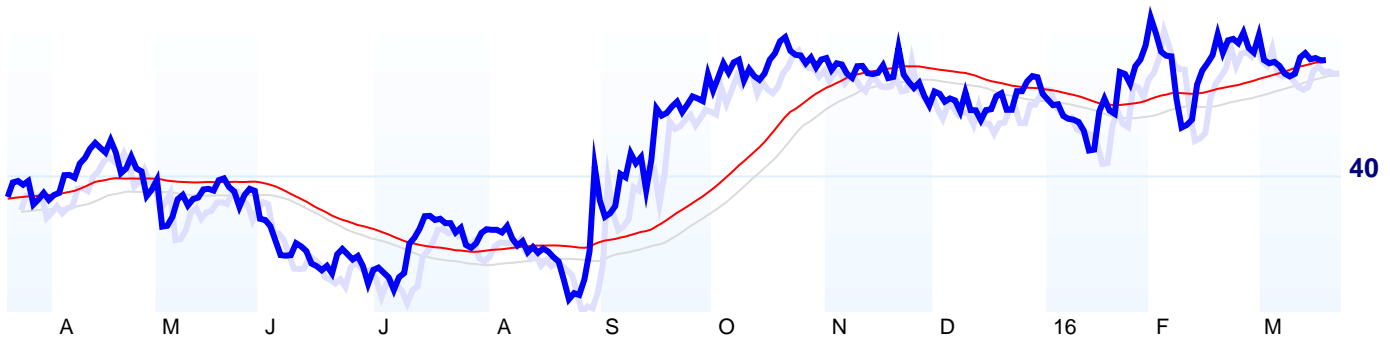


Returns in %	1wk.	2wk.	1m.	3m.	6m.	1/1	52wk.	2j.	3j.	5j.
Effect	+14.1%	+6.6%	+37.3%	+33.2%	-24.7%	+15.6%	-64.7%	-69.0%	-55.4%	-65.2%
Annual.	nvt	nvt	nvt	+215.7%	-43.4%	nvt	-64.6%	-44.3%	-23.6%	-19.0%
Koersen in EUR	1wk.	2wk.	1m.	3m.	6m.	1/1	52wk.	2j.	3j.	5j.
Slot	6.30	6.30	6.30	6.30	6.30	6.30	6.30	6.30	6.30	6.30
Hoogste	6.45	6.45	6.45	6.45	8.76	6.45	18.83	20.99	21.20	21.20
Top	17 mrt	17 mrt	17 mrt	17 mrt	18 sep	17 mrt	14 apr	1 apr	7 mrt	7 mrt
Laagste	5.23	5.23	4.33	3.81	3.81	3.81	3.81	3.81	3.81	3.81
Bodem	15 mrt	15 mrt	18 feb	11 feb	11 feb	11 feb	11 feb	11 feb	11 feb	11 feb

ELIA / EUR

Aandeel

Bron : VisionEXPERT / Symbol : ELI / Land : Belgium / Markt : EuroNext Brussels / Datum : 18/03/2016 / Koers : 43.99 EUR



Returns in %	1wk.	2wk.	1m.	3m.	6m.	1/1	52wk.	2j.	3j.	5j.
Effect	-0.2%	+0.1%	-2.0%	+2.7%	+4.3%	+2.7%	+12.4%	+22.4%	+32.3%	+57.7%
Annual.	nvt	nvt	nvt	+11.1%	+8.8%	nvt	+12.3%	+10.6%	+9.8%	+9.5%
Koersen in EUR	1wk.	2wk.	1m.	3m.	6m.	1/1	52wk.	2j.	3j.	5j.
Slot	43.99	43.99	43.99	43.99	43.99	43.99	43.99	43.99	43.99	43.99
Hoogste	44.46	44.46	45.35	45.59	45.59	45.59	45.59	45.59	45.59	45.59
Top	14 mrt	14 mrt	26 feb	1 feb	1 feb	1 feb	1 feb	1 feb	1 feb	1 feb
Laagste	43.49	43.13	43.13	40.64	40.64	40.64	35.62	34.79	30.97	26.50
Bodem	15 mrt	10 mrt	10 mrt	15 jan	15 jan	15 jan	24 aug	16 okt	12 jul	9 aug

ENGIE (GDF) / EUR

Aandeel

Bron : VisionEXPERT / Symbol : ENGI / Land : France / Markt : EuroNext Paris / Datum : 18/03/2016 / Koers : 13.94 EUR



Returns in %	1wk.	2wk.	1m.	3m.	6m.	1/1	52wk.	2j.	3j.	5j.
Effect	-0.6%	-1.9%	-0.8%	-12.8%	-6.9%	-14.6%	-26.0%	-29.2%	-4.5%	-47.0%
Annual.	nvt	nvt	nvt	-42.3%	-13.3%	nvt	-26.0%	-15.9%	-1.5%	-11.9%
Koersen in EUR	1wk.	2wk.	1m.	3m.	6m.	1/1	52wk.	2j.	3j.	5j.
Slot	13.94	13.94	13.94	13.94	13.94	13.94	13.94	13.94	13.94	13.94
Hoogste	14.21	14.36	14.50	16.64	16.83	16.45	19.73	21.19	21.19	28.98
Top	14 mrt	4 mrt	26 feb	24 dec	3 dec	1 jan	8 apr	11 jun	11 jun	31 mrt
Laagste	13.55	13.52	13.05	13.05	13.05	13.05	13.05	13.05	13.05	13.05
Bodem	17 mrt	9 mrt	25 feb	25 feb	25 feb	25 feb	25 feb	25 feb	25 feb	25 feb

GBL / EUR

Aandeel

Bron : VisionEXPERT / Symbol : GBLB / Land : Belgium / Markt : EuroNext Brussels / Datum : 18/03/2016 / Koers : 73.71 EUR

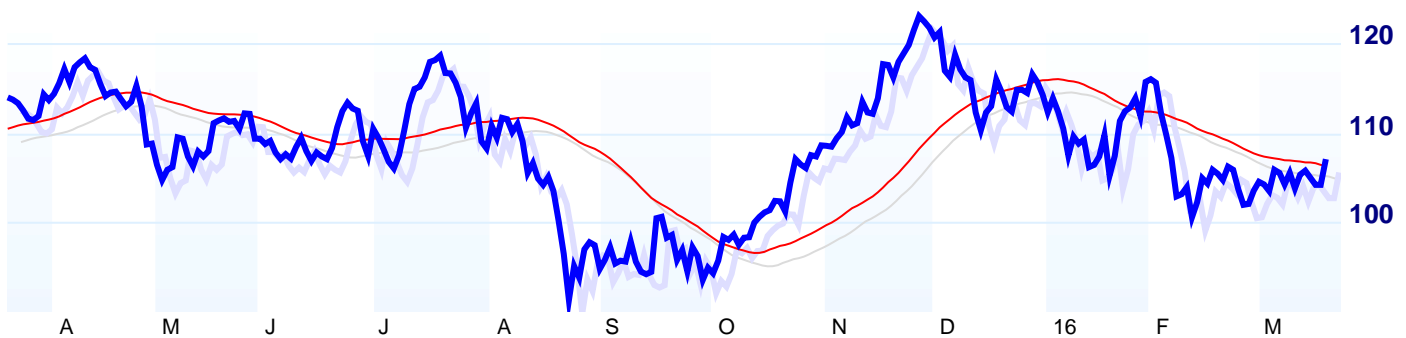


Returns in %	1wk.	2wk.	1m.	3m.	6m.	1/1	52wk.	2j.	3j.	5j.
Effect	+1.6%	+2.6%	+6.7%	-3.3%	+9.2%	-6.5%	-3.9%	+4.5%	+19.9%	+18.3%
Annual.	nvt	nvt	nvt	-12.5%	+19.4%	nvt	-3.9%	+2.2%	+6.2%	+3.4%
Koersen in EUR	1wk.	2wk.	1m.	3m.	6m.	1/1	52wk.	2j.	3j.	5j.
Slot	73.71	73.71	73.71	73.71	73.71	73.71	73.71	73.71	73.71	73.71
Hoogste	73.98	73.98	73.98	79.17	79.17	79.17	80.69	80.69	80.69	80.69
Top	18 mrt	18 mrt	18 mrt	31 dec	31 dec	1 jan	27 apr	27 apr	27 apr	27 apr
Laagste	71.25	70.40	67.53	63.51	63.51	63.51	63.51	63.51	56.81	47.44
Bodem	11 mrt	8 mrt	24 feb	11 feb	11 feb	11 feb	11 feb	11 feb	24 jun	23 sep

INBEV AB / EUR

Aandeel

Bron : VisionEXPERT / Symbol : ABI / Land : Belgium / Markt : EuroNext Brussels / Datum : 18/03/2016 / Koers : 107.15 EUR



Returns in %	1wk.	2wk.	1m.	3m.	6m.	1/1	52wk.	2j.	3j.	5j.
Effect	+1.7%	+1.1%	+1.6%	-6.6%	+9.0%	-6.3%	-5.8%	+46.9%	+44.3%	+175.3%
Annual.	nvt	nvt	nvt	-24.0%	+18.9%	nvt	-5.8%	+21.2%	+13.0%	+22.4%
Koersen in EUR	1wk.	2wk.	1m.	3m.	6m.	1/1	52wk.	2j.	3j.	5j.
Slot	107.15	107.15	107.15	107.15	107.15	107.15	107.15	107.15	107.15	107.15
Hoogste	108.10	111.00	111.00	116.75	124.20	116.50	124.20	124.20	124.20	124.20
Top	18 mrt	10 mrt	10 mrt	30 dec	30 nov	2 feb	30 nov	30 nov	30 nov	30 nov
Laagste	101.55	101.55	100.00	100.00	92.73	100.00	87.73	71.77	63.44	33.85
Bodem	17 mrt	17 mrt	25 feb	25 feb	29 sep	25 feb	24 aug	18 mrt	24 jun	11 aug

KBC / EUR

Aandeel

Bron : VisionEXPERT / Symbol : KBC / Land : Belgium / Markt : EuroNext Brussels / Datum : 18/03/2016 / Koers : 46.76 EUR



Returns in %	1wk.	2wk.	1m.	3m.	6m.	1/1	52wk.	2j.	3j.	5j.
Effect	-6.5%	-7.9%	+2.3%	-18.8%	-18.5%	-18.9%	-16.7%	+3.0%	+62.1%	+71.6%
Annual.	nvt	nvt	nvt	-56.7%	-33.6%	nvt	-16.6%	+1.5%	+17.4%	+11.4%
Koersen in EUR	1wk.	2wk.	1m.	3m.	6m.	1/1	52wk.	2j.	3j.	5j.
Slot	46.76	46.76	46.76	46.76	46.76	46.76	46.76	46.76	46.76	46.76
Hoogste	50.87	51.98	51.98	58.67	58.97	58.50	66.00	66.00	66.00	66.00
Top	14 mrt	10 mrt	10 mrt	29 dec	7 okt	1 jan	6 aug	6 aug	6 aug	6 aug
Laagste	45.42	45.42	44.72	44.15	44.15	44.15	44.15	36.53	26.13	7.65
Bodem	17 mrt	17 mrt	18 feb	9 feb	9 feb	9 feb	9 feb	16 okt	18 apr	25 nov

PROXIMUS / EUR

Aandeel

Bron : VisionEXPERT / Symbol : PROX / Land : Belgium / Markt : EuroNext Brussels / Datum : 18/03/2016 / Koers : 30.16 EUR



Returns in %	1wk.	2wk.	1m.	3m.	6m.	1/1	52wk.	2j.	3j.	5j.
Effect	-0.6%	+1.7%	-2.4%	+1.7%	-5.5%	+0.5%	-5.8%	+33.5%	+51.4%	+16.9%
Annual.	nvt	nvt	nvt	+7.1%	-10.8%	nvt	-5.8%	+15.5%	+14.8%	+3.2%
Koersen in EUR	1wk.	2wk.	1m.	3m.	6m.	1/1	52wk.	2j.	3j.	5j.
Slot	30.16	30.16	30.16	30.16	30.16	30.16	30.16	30.16	30.16	30.16
Hoogste	31.22	31.22	31.22	31.98	32.78	31.98	35.22	35.88	35.88	35.88
Top	17 mrt	17 mrt	17 mrt	2 feb	30 okt	2 feb	5 aug	25 feb	25 feb	25 feb
Laagste	29.87	29.10	28.42	28.10	27.86	28.10	27.86	21.00	15.93	15.93
Bodem	11 mrt	8 mrt	29 feb	20 jan	14 dec	20 jan	14 dec	23 apr	22 jul	22 jul

SOLVAY / EUR

Aandeel

Bron : VisionEXPERT / **Symbol** : SOLB / **Land** : Belgium / **Markt** : EuroNext Brussels / **Datum** : 18/03/2016 / **Koers** : 86.59 EUR

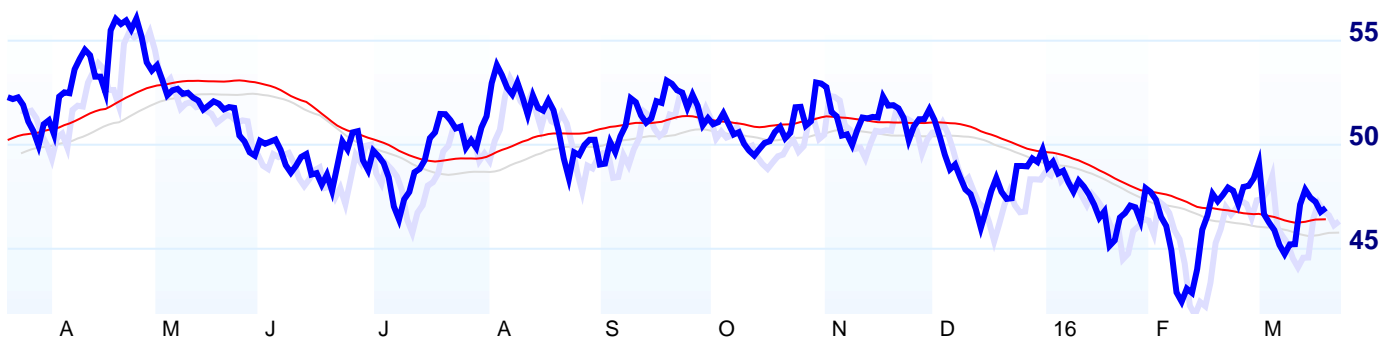


Returns in %	1wk.	2wk.	1m.	3m.	6m.	1/1	52wk.	2j.	3j.	5j.
Effect	-0.8%	+0.9%	+7.1%	-10.3%	-11.1%	-12.0%	-35.0%	-21.9%	-23.8%	+9.9%
Annual.	nvt	nvt	nvt	-35.3%	-21.0%	nvt	-34.9%	-11.6%	-8.7%	+1.9%
Koersen in EUR	1wk.	2wk.	1m.	3m.	6m.	1/1	52wk.	2j.	3j.	5j.
Slot	86.59	86.59	86.59	86.59	86.59	86.59	86.59	86.59	86.59	86.59
Hoogste	89.50	89.50	89.50	100.00	110.00	99.70	141.10	141.10	141.10	141.10
Top	17 mrt	17 mrt	17 mrt	30 dec	29 okt	1 jan	10 apr	10 apr	10 apr	10 apr
Laagste	85.65	84.63	76.89	70.52	70.52	70.52	70.52	70.52	70.52	60.86
Bodem	11 mrt	4 mrt	24 feb	9 feb	9 feb	9 feb	9 feb	9 feb	9 feb	15 dec

TELENET / EUR

Aandeel

Bron : VisionEXPERT / **Symbol** : TNET / **Land** : Belgium / **Markt** : EuroNext Brussels / **Datum** : 18/03/2016 / **Koers** : 46.99 EUR



Returns in %	1wk.	2wk.	1m.	3m.	6m.	1/1	52wk.	2j.	3j.	5j.
Effect	-0.3%	+2.3%	-0.7%	-1.6%	-11.4%	-5.6%	-10.0%	+2.2%	+24.5%	+50.6%
Annual.	nvt	nvt	nvt	-6.3%	-21.6%	nvt	-10.0%	+1.1%	+7.6%	+8.5%
Koersen in EUR	1wk.	2wk.	1m.	3m.	6m.	1/1	52wk.	2j.	3j.	5j.
Slot	46.99	46.99	46.99	46.99	46.99	46.99	46.99	46.99	46.99	46.99
Hoogste	48.10	48.10	49.17	50.16	53.74	50.16	57.00	57.00	57.00	57.00
Top	15 mrt	15 mrt	1 mrt	5 jan	21 sep	5 jan	21 apr	21 apr	21 apr	21 apr
Laagste	45.85	44.44	44.44	41.45	41.45	41.45	41.45	38.03	32.67	22.49
Bodem	11 mrt	8 mrt	8 mrt	9 feb	9 feb	9 feb	9 feb	8 aug	24 jun	8 aug

UCB / EUR

Aandeel

Bron : VisionEXPERT / Symbol : UCB / Land : Belgium / Markt : EuroNext Brussels / Datum : 18/03/2016 / Koers : 69.23 EUR



Returns in %	1wk.	2wk.	1m.	3m.	6m.	1/1	52wk.	2j.	3j.	5j.
Effect	+2.2%	-0.4%	-10.4%	-14.6%	-3.4%	-16.8%	+2.7%	+19.1%	+41.6%	+162.9%
Annual.	nvt	nvt	nvt	-46.9%	-6.7%	nvt	+2.6%	+9.1%	+12.3%	+21.3%
Koersen in EUR	1wk.	2wk.	1m.	3m.	6m.	1/1	52wk.	2j.	3j.	5j.
Slot	69.23	69.23	69.23	69.23	69.23	69.23	69.23	69.23	69.23	69.23
Hoogste	70.19	71.57	80.54	85.60	86.05	85.12	86.05	86.05	86.05	86.05
Top	11 mrt	10 mrt	22 feb	29 dec	3 dec	26 jan	3 dec	3 dec	3 dec	3 dec
Laagste	67.39	66.55	66.55	66.55	66.55	66.55	60.40	54.53	38.01	25.70
Bodem	11 mrt	8 mrt	8 mrt	8 mrt	8 mrt	8 mrt	7 mei	11 apr	24 jun	9 aug

UMICORE / EUR

Aandeel

Bron : VisionEXPERT / Symbol : UMI / Land : Belgium / Markt : EuroNext Brussels / Datum : 18/03/2016 / Koers : 42.61 EUR



Returns in %	1wk.	2wk.	1m.	3m.	6m.	1/1	52wk.	2j.	3j.	5j.
Effect	-1.0%	+1.4%	+10.0%	+12.5%	+17.9%	+10.2%	+7.8%	+18.7%	+13.7%	+23.6%
Annual.	nvt	nvt	nvt	+60.1%	+39.2%	nvt	+7.8%	+8.9%	+4.4%	+4.3%
Koersen in EUR	1wk.	2wk.	1m.	3m.	6m.	1/1	52wk.	2j.	3j.	5j.
Slot	42.61	42.61	42.61	42.61	42.61	42.61	42.61	42.61	42.61	42.61
Hoogste	43.79	43.79	43.79	43.79	43.79	43.79	46.33	46.33	46.33	46.33
Top	14 mrt	14 mrt	14 mrt	14 mrt	14 mrt	14 mrt	28 apr	28 apr	28 apr	28 apr
Laagste	41.98	41.11	38.16	32.09	32.09	32.09	32.09	29.74	29.74	24.58
Bodem	11 mrt	4 mrt	19 feb	2 feb	2 feb	2 feb	2 feb	16 okt	16 okt	4 okt